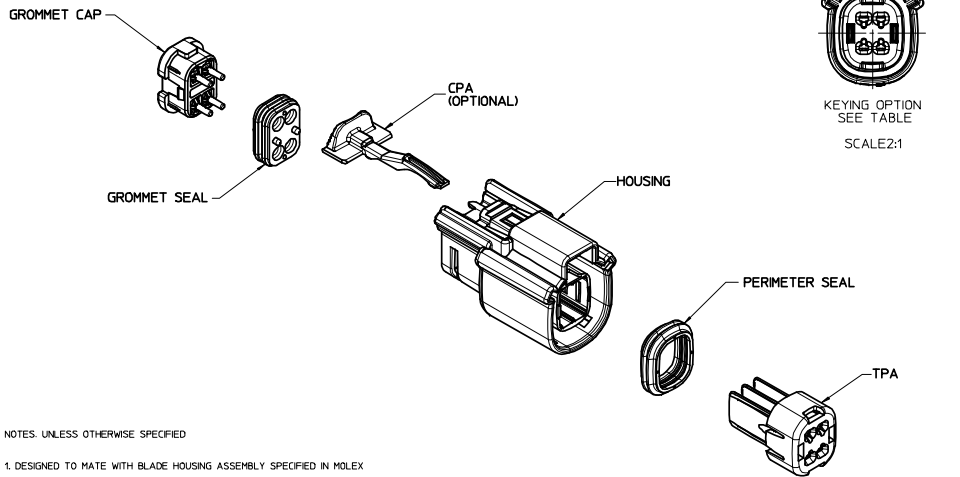


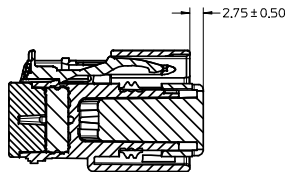
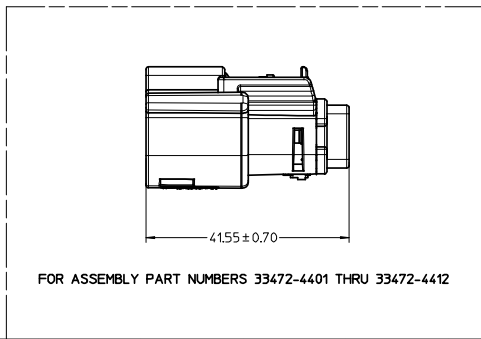


SCALE 1:1

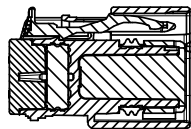


NOTES: UNLESS OTHERWISE SPECIFIED

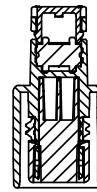
- DESIGNED TO MATE WITH BLADE HOUSING ASSEMBLY SPECIFIED IN MOLEX CHARTERED DRAWING SD-33482-041 OR DEVICE CONNECTION AS SPECIFIED IN USCAR DRAWING 150-S-004-2-202.
- ASSEMBLY SHIPPED WITH RECEPTACLE INSERT IN PRE-LOCK POSITION (SEE SECTION B-B PRE-LOCK). UPON FULL TERMINAL ASSEMBLY, EACH RECEPTACLE INSERT MUST BE SNAPPED INTO ITS FINAL-LOCK POSITION. ENGAGEMENT FORCE TO MOVE TPA FROM PRE-LOCK POSITION TO FINAL LOCK POSITION WITH TERMINALS: 90N MAX. DISENGAGEMENT FORCE TO MOVE TPA FROM FINAL LOCK TO PRE-LOCK POSITION WITH TERMINALS: 90N MAX.
- FOR RECEPTACLE TERMINALS TO BE USED WITH THIS ASSEMBLY, SEE DRAWING SD-33012-002.
- SYSTEM TO BE USED WITH WIRE WITHIN DIAMETER RANGE OF 1.5mm TO 2.5mm.
- OPTIONAL CPA SHOWN IN ALL VIEWS. SEE TABLE FOR SPECIFIC ASSEMBLY OPTION AND NUMBER. CPA MUST BE INSERTED TO THE PRE-LOCK POSITION, AS SHOWN IN SECTION B-B. WHEN SEATED CORRECTLY, CPA DOES NOT MOVE FREELY. ENGAGEMENT FORCE TO MOVE CPA FROM PRE-LOCK POSITION TO FINAL LOCK POSITION, WHEN UNMATED: 40N MIN. DISENGAGEMENT FORCE TO MOVE CPA FROM FINAL LOCK TO PRE-LOCK POSITION: 3N MIN.
- MATERIAL: SPS/NYLON BLEND, 20% GLASS FILLED.
- CHANGED ASSEMBLIES SHALL CONFORM TO PACKAGING SPECIFICATION PK-31300-635
- SHALL CONFORM TO PRODUCT SPECIFICATION PS-33472-000.
- PACKAGING: IN THE EVENT THAT INSERT IS FOUND IN THE SEATED (FINAL LOCK) POSITION, REFER TO MOLEX SPECIFICATION PS-34646-001, AVAILABLE AT WWW.MOLEX.COM
- DATE CODE: FIRST TWO DIGITS IS CALENDAR YEAR, THIRD THROUGH FIFTH DIGIT IS DAY NUMBER OF THE CALENDAR YEAR, (FEB 3RD-034)
- REFER TO SHEET #2 FOR ALL PART NUMBER OPTIONS.
- ASSEMBLY PART NUMBERS 33472-0435 THRU 33472-0439 WERE 33472-4419 THRU 33472-4417



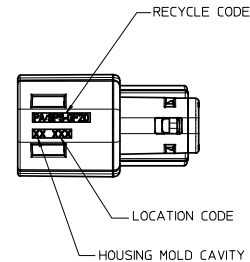
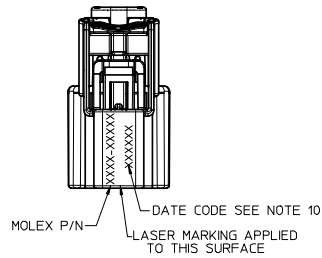
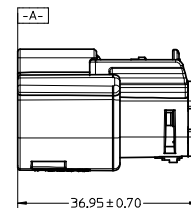
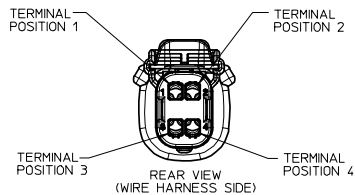
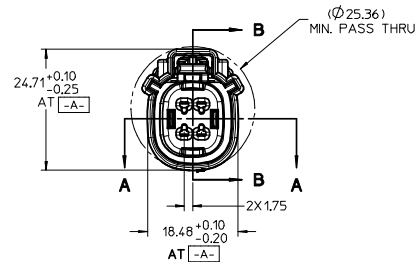
SECTION B-B (RECEPTACLE INSERT SHOWN IN PRE-LOCK POSITION) SEE NOTE #2



SECTION B-B (RECEPTACLE INSERT SHOWN IN FULL-LOCK POSITION) SEE NOTE #2



SECTION A-A



REDRAWN EC NO: UAU2009-0122 DRAWN BY: DGRIFITHS 2008/08/04 CHECKED BY: CHYKOSYERZYL 2008/08/04 APPROVED BY: APPR:KOSHY 2008/08/07	QUALITY SYMBOLS ▼=0 ▽=0	GENERAL TOLERANCES (UNLESS SPECIFIED) mm INCH 4 PLACES ± --- ± --- 3 PLACES ± --- ± --- 2 PLACES ± 0.10 ± --- 1 PLACE ± 0.3 ± --- ANGULAR ± 3 °	DIMENSION STYLE MM ONLY	SCALE 2:1	DESIGN UNITS METRIC	THIRD ANGLE PROJECTION
	DRAFT WHERE APPLICABLE MUST REMAIN WITHIN DIMENSIONS	DRAWN BY: MYANSLAMBROU 05-03-06 CHECKED BY: DATE DGRIFITHS 06-22-06 APPROVED BY: DATE SMARCEAU 06-22-06	MATERIAL NO. SEE TABLE	DATE 05-03-06	TITLE MX150 RECEPT CONNECTOR ASSEMBLY 2 ROW SEALED, 4 WAY	DOCUMENT NO. SD-33472-041

ASSEMBLY PART NUMBER	CPA	COLOR	KEYING OPTION	DIMENSIONS (DEGREES)		CAVITY TYPE & STATUS (X = PLUGGED)			
				A	B	1	2	3	4
33472-0401	-	BLACK	A	60	60				
33472-0402	-	LIGHT GRAY	B	60	40				
33472-0403	-	DARK GRAY	C	40	60				
33472-0404	-	STONE GRAY	D	40	40				
33472-0406	YES	BLACK	A	60	60				
33472-0407	YES	LIGHT GRAY	B	60	40				
33472-0408	YES	DARK GRAY	C	40	60				
33472-0409	YES	STONE GRAY	D	40	40				
33472-0431	-	BLACK	A	60	60	X	X	X	X
33472-0432	-	LIGHT GRAY	B	60	40	X	X	X	X
33472-0433	-	DARK GRAY	C	40	60	X	X	X	X
33472-0434	-	STONE GRAY	D	40	40	X	X	X	X
33472-4401	-	BLACK	A	60	60				
33472-4402	-	LIGHT GRAY	B	60	40				
33472-4403	-	DARK GRAY	C	40	60				
33472-4404	-	STONE GRAY	D	40	40				
33472-4405	YES	BLACK	A	60	60				
33472-4406	YES	LIGHT GRAY	B	60	40				
33472-4407	YES	DARK GRAY	C	40	60				
33472-4408	YES	STONE GRAY	D	40	40				
33472-4409	-	BLACK	A	60	60	X	X	X	X
33472-4410	-	LIGHT GRAY	B	60	40	X	X	X	X
33472-4411	-	DARK GRAY	C	40	60	X	X	X	X
33472-4412	-	STONE GRAY	D	40	40	X	X	X	X
33472-0435	-	BLACK	A	60	60		X	X	
33472-0436	-	BLACK	A	60	60	X	X	X	
33472-0437	-	BLACK	A	60	60			X	X
33472-0438	-	BLACK	A	60	60			X	
33472-0439	-	BLACK	A	60	60				X
33472-0440	-	BLACK	A	60	60		X		

ENTER DESCRIPTION IEC NO. UAU2009-0122 DRAWN BY DGRIFITHS 2008/08/04 CHKD BY VERZYL 2008/08/04 APPR. BY KOSHY 2008/08/07	QUALITY SYMBOLS ▽=0 ▽=0	GENERAL TOLERANCES (UNLESS SPECIFIED)		DIMENSION STYLE MM ONLY	SCALE 1:1	DESIGN UNITS METRIC	THIRD ANGLE PROJECTION		
		4 PLACES ± mm ± INCH 3 PLACES ± --- ± --- 2 PLACES ± 0.10 ± --- 1 PLACE ± 0.3 ± ---	DRAWN BY MYANSLAMBROU 05-03-06 DATE	TITLE MX150 RECEPT CONNECTOR ASSEMBLY 2 ROW SEALED, 4 WAY		CHECKED BY DGRIFITHS 06-22-06 DATE	MOLEX INCORPORATED		
		ANGULAR ± 3 °	APPROVED BY SMARCEAU 06-22-06 DATE	MATERIAL NO. SEE TABLE	DOCUMENT NO. SD-33472-041	SHEET NO. 2 OF 2			
		DRAFT WHERE APPLICABLE MUST REMAIN WITHIN DIMENSIONS	THIS DRAWING CONTAINS INFORMATION THAT IS PROPRIETARY TO MOLEX INCORPORATED AND SHOULD NOT BE USED WITHOUT WRITTEN PERMISSION						